




FOUR SQUARED GARDEN BOX SYSTEM

SIMPLE • DURABLE • ATTRACTIVE • VERSATILE • EXPANDABLE

MODULAR BLOCKS FOR GARDEN BOXES

Clearcast Concrete is pleased to introduce a new and innovative modular product that makes building your Garden Box simple and durable. The modular system incorporates two basic units: a unique corner unit and a straight unit in combination to make various boxes.



Corners showing long and short side

The innovative corner unit has a short and long side which enables automatic joint staggering between layers. Starting from a basic box of four corners that stands 23.5" square and 7.5" high, the length and width can be expanded any direction in 15.5" increments using a pair of straight units per direction.

Every block has two through holes which will accept a 3/4" PVC pipe. The purpose of this feature is to allow a stable place to fit the legs of the greenhouse kit and/or allow a pathway to plumb through a drip or standard irrigation system. The holes can be plugged with our attractive plugs if preferred.

The Slip Key® also acts as a labyrinth drain to allow some controlled drainage.

No drilling or sawing, assembly is straight forward and simple.

Units are made from durable concrete that will not rot, creating a stable box that will last year after year. Modular system and EZ sizing chart makes ordering easy. Modular system means flexibility for today's garden or tomorrow's possible expansion. Color combinations are available to add to the already eye pleasing aspect of the block, call for more details!



Slip Key® fit means easy installation, and a stable unit.




Add a functional, economic, attractive and easy to build greenhouse to your garden. Standard kits are available for purchase with easy instructions. See Greenhouse kit brochure for details.




Automatic staggering of joints as the box grows in height

Charcoal/Tan



Merlot/Buf



Tan/Brown




CLEARCAST CONCRETE & STONE PRODUCTS

2945 Niagara Ave, Colusa, CA 95932

530.458.1115

www.clearcastconcreteandstoneproducts.com

PATENT PENDING



FOUR SQUARED GARDEN BOX SYSTEM


SIMPLE · DURABLE · ATTRACTIVE · VERSATILE · EXPANDABLE

GARDEN BOX ASSEMBLY

Step One: Determine the number of corner and straight Four Squared™ Garden blocks. Every level will require four corners and the straights can be determined by our EZ Use chart. In general, the basic box is 23.5 inches square and every straight adds about 15.5" of length. Straights should be ordered in even numbers for standard boxes.

Step Two: Level the selected area of your garden box. If the area is on concrete, you may want to lay down a plastic sheet to protect the concrete.

Step Three: Put down the first corner; using the *Slip Key*® connection, simply slide the straight unit (or corner unit for column planter) together. Repeat process until it is time for the next corner.



Note: the corners have a long and short side. Simply turn over the block to orientate the sides. The corners will alternate between the short side and the long side.

Step Four: Continue around the perimeter until the box is complete:

Note: The last block may have to be slipped between blocks. Simply drop in and adjust the spacing as needed. Once this is accomplished, the first layer is finished.

Step five: Fine tune the blocks into a straight line.




Layers: repeat the process as above. Make sure the second layer corner unit is orientated as shown (short side on long side). In this way, the blocks are naturally staggered.

Note: There is an alignment groove on one side of the block to help in keeping blocks in a straight line, with or without a straightedge.



Helpful Hint: To finish your box with the "smooth layer" on top, the first layer should start with the alignment groove up on all **corner pieces** for boxes with even number of layers, and down for all boxes with an odd number of layers. This applies to corner blocks only.



Plugs are available for the holes, if desired.


CLEARCAST CONCRETE & STONE PRODUCTS

2945 Niagara Ave, Colusa, CA 95932

530.458.1115

www.clearcastconcreteandstoneproducts.com

PATENT PENDING



FOUR SQUARED GARDEN BOX SYSTEM

SIMPLE • DURABLE • ATTRACTIVE • VERSATILE • EXPANDABLE

GREENHOUSE KITS


Clearcast Concrete & Stone Products offer a custom designed greenhouse kit made exclusively for the Four Squared Garden Box System using the integral holes cast into the block. The kit is easy to assemble and the attractive sturdy design will last year after year.



Simple Assembly



The integral holes cast into each block create a sturdy anchor for insertion of 3/4" PVC pipe. The holes line up through every layer that you add, so that the PVC pipe extends to the ground or substrate.



We offer furniture grade PVC fittings and pipe in standard white or an option to upgrade to green. Furniture grade PVC has the benefit of upgraded UV protection, an attractive look with no printing on the pipe, and an easier slip fit for ease of assembly. They are multipurpose fittings, designed for simple installation and clean lines. Also available is a 6 MIL Greenhouse plastic covering, or you may choose to supply your own covering such as shade cloth or canvas. We can provide you with decorative plugs to cover the holes in the blocks for an alternate look.

Included in every kit are snap fittings that firmly secure your choice of greenhouse coverings to the PVC pipe. Standard kits include all the fittings needed to build a 4' x 8' x 6' tall or smaller greenhouse. Please contact us for further details on larger scale green houses. Curtain and vent kits are also available. The possibilities for your greenhouse are endless!




CLEARCAST CONCRETE & STONE PRODUCTS

2945 Niagara Ave, Colusa, CA 95932

530.458.1115

www.clearcastconcreteandstoneproducts.com

PATENT PENDING



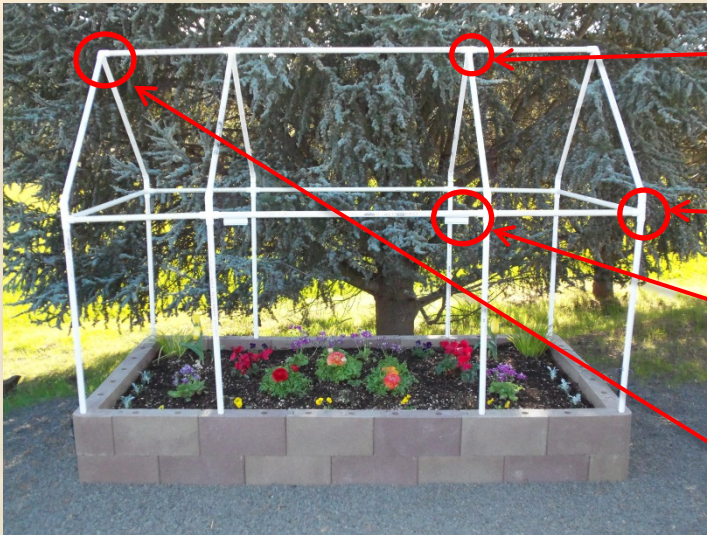
FOUR SQUARED GARDEN BOX SYSTEM

SIMPLE • DURABLE • ATTRACTIVE • VERSATILE • EXPANDABLE



GREENHOUSE ASSEMBLY

There are three kit options: a kit with just the fittings, fittings and PVC or a complete kit with fittings, PVC and the greenhouse plastic sheeting.

All UV treated



STEP 1. Connect PVC with furniture grade fittings.



STEP 2. Wrap with 6 ml plastic greenhouse sheeting. Shown above with the one curtain option using the snap fittings. All kits come with enough fittings for an opening on each side.



Finished greenhouse shown above with curtain attached.

CLEARCAST CONCRETE & STONE PRODUCTS

2945 Niagara Ave, Colusa, CA 95932

530.458.1115

www.clearcastconcreteandstoneproducts.com

PATENT PENDING